



Air Conditioners

Technical Data

VRV[®]

Introduction



EEDEN10-200



Большая библиотека технической документации
<http://splitoff.ru/tehn-doc.html>
каталоги, инструкции, сервисные мануалы, схемы.



Air Conditioners

Technical Data



Introduction



EEDEN10-200

TABLE OF CONTENTS

I Introduction

1	Possible indoor units using R-410A.....	2
2	Possible outdoor units using R-410A	5
	VRV®III Heat Recovery	5
	VRV®III Heat Pump	6
	Replacement VRV®	7
	VRV®-WIII	8
	Indoor unit capacity index	8
3	Nomenclature.....	9
	Indoor units	9
	Outdoor units	10

1 Possible indoor units using R-410A

→ Roundflow ceiling mounted cassette
FXFQ-P9



4-way blow ceiling mounted cassette
(600 mm x 600 mm) →
FXZQ-M9



→ 2-way blow ceiling mounted cassette
FXCQ-M8



Ceiling mounted corner cassette →
FXKQ-MA



→ Concealed ceiling unit (small)
FXDQ-M9



Slim Concealed Ceiling Unit →
FXDQ-P7



→ Concealed ceiling unit
FXSQ-P7



Concealed ceiling unit →
FXMQ-P7



→ Concealed ceiling unit
FXMQ-MA



1 Possible indoor units using R-410A



→ Wall mounted unit
FXAQ-P

Ceiling suspended unit →
FXHQ-MA



→ 4-way blow ceiling suspended unit
FXUQ-MA



Floor standing unit →
FXLQ-P



→ Concealed floor standing unit
FXNQ-P



1 Possible indoor units using R-410A

Description	Indoor unit	Size													
		20	25	32	40	50	63	71	80	100	125	140	200	250	
Roundflow ceiling mounted cassette	FXFQ-P9	x	x	x	x	x	x		x	x	x				
4-way blow ceiling mounted cassette (600 mm x 600 mm)	FXZQ-M9	x	x	x	x	x									
2-way blow ceiling mounted cassette	FXCQ-M8	x	x	x	x	x	x		x		x				
Ceiling mounted corner cassette	FXKQ-MA		x	x	x		x								
Concealed ceiling unit (small)	FXDQ-M9	x	x												
Slim Concealed Ceiling Unit	FXDQ-P7	x	x	x	x	x	x								
Concealed ceiling unit	FXSQ-P7	x	x	x	x	x	x		x	x	x	x			
Concealed ceiling unit	FXMQ-P7				x	x	x		x	x	x				
Concealed ceiling unit	FXMQ-MA												x	x	
Wall mounted unit	FXAQ-P	x	x	x	x	x	x								
Ceiling suspended unit	FXHQ-MA			x			x			x					
4-way blow ceiling suspended unit	FXUQ-MA							x		x	x				
Floor standing unit	FXLQ-P	x	x	x	x	x	x								
Concealed floor standing unit	FXNQ-P	x	x	x	x	x	x								

NOTE

- 1 FXMQ200, 250MA cannot be combined to VRV®III-S.

2 Possible outdoor units using R-410A

2 - 1 VRV®III Heat Recovery

2 - 1 - 1 Small footprint combination

VRV®III heat recovery	Fixed combinations	N° of outdoors	N° of compressors	N° of connectable indoor units	Minimum capacity index	Maximum capacity index	Capacity steps
REYQ8P9	REYQ8P9	1	2	13	100	260	30
REYQ10P8	REYQ10P8	1	2	16	125	325	37
REYQ12P9	REYQ12P9	1	2	19	150	390	37
REYQ14P8	REYQ14P8	1	2	22	175	455	26
REYQ16P8	REYQ16P8	1	2	26	200	520	26
REYQ18P9	REMQ8P9 + REMQ10P8	2	3	29	225	585	31
REYQ20P9	REMQ8P9 + REMQ12P8	2	3	32	250	650	31
REYQ22P8	REMQ10P8 + REMQ12P8	2	4	35	275	715	38
REYQ24P8	REMQ12P8 + REMQ12P8	2	4	39	300	780	38
REYQ26P8	REMQ10P8 + REMQ16P8	2	5	42	325	845	41
REYQ28P8	REMQ12P8 + REMQ16P8	2	5	45	350	910	41
REYQ30P8	REMQ14P8 + REMQ16P8	2	6	48	375	975	46
REYQ32P8	REMQ16P8 + REMQ16P8	2	6	52	400	1,040	46
REYQ34P9	REMQ8P9 + REMQ10P8 + REMQ16P8	3	6	55	425	1,105	36
REYQ36P9	REMQ8P9 + REMQ12P8 + REMQ16P8	3	6	58	450	1,170	36
REYQ38P8	REMQ10P8 + REMQ12P8 + REMQ16P8	3	7	61	475	1,235	41
REYQ40P8	REMQ12P8 + REMQ12P8 + REMQ16P8	3	8	64	500	1,300	41
REYQ42P8	REMQ10P8 + REMQ16P8 + REMQ16P8	3	8	64	525	1,365	46
REYQ44P8	REMQ12P8 + REMQ16P8 + REMQ16P8	3	8	64	550	1,430	46
REYQ46P8	REMQ14P8 + REMQ16P8 + REMQ16P8	3	8	64	575	1,495	51
REYQ48P8	REMQ16P8 + REMQ16P8 + REMQ16P8	3	9	64	600	1,560	51

2 - 1 - 2 High COP combination

VRV®III heat recovery	Fixed combinations	N° of outdoors	N° of compressors	N° of connectable indoor units	Minimum capacity index	Maximum capacity index	Capacity steps
REYHQ16P	REMQ8P9 + REMQ8P9	2	2	26	200	520	*
REYHQ20P	REMQ8P9 + REMHQ12P8	2	3	29	225	585	*
REYHQ22P	REMQ10P8 + REMHQ12P8	2	4	32	250	650	*
REYHQ24P	REMQ12P8 + REMHQ12P8	2	4	35	275	715	*

2 Possible outdoor units using R-410A

2 - 2 VRV® III Heat Pump

2 - 2 - 1 Small footprint combination

VRV® III heat pump	N° of outdoor units	N° of compressors	N° of connectable indoor units	Minimum capacity index	Maximum capacity index	Capacity steps
RXYQ5P	1	1	8	62.5	162.5	18
RXYQ8P8	1	1	13	100	260	24
RXYQ10P	1	2	16	125	325	37
RXYQ12P	1	2	19	150	390	37
RXYQ14PA	1	3	23	175	455	51
RXYQ16PA	1	3	26	200	520	51
RXYQ18PA	1	3	29	225	585	55
RXYQ20P8	2	3	32	250	650	35
RXYQ22P	2	4	35	275	715	36
RXYQ24P	2	4	39	300	780	40
RXYQ26P8A	2	4	42	325	845	40
RXYQ28PA	2	5	45	350	910	45
RXYQ30PA	2	5	49	375	975	45
RXYQ32PA	2	6	52	400	1,040	46
RXYQ34PA	2	6	55	425	1,105	50
RXYQ36PA	2	6	58	450	1,170	50
RXYQ38P8A	3	6	61	475	1,235	41
RXYQ40PA	3	7	64	500	1,300	46
RXYQ42PA	3	7	64	525	1,365	46
RXYQ44P8A	3	7	64	550	1,430	46
RXYQ46PA	3	8	64	575	1,495	66
RXYQ48PA	3	8	64	600	1,560	66
RXYQ50PA	3	9	64	625	1,625	56
RXYQ52PA	3	9	64	650	1,690	56
RXYQ54PA	3	9	64	675	1,755	56

2 - 2 - 2 High COP combination

VRV® III heat pump	Fixed combinations	N° of outdoors	N° of compressors	N° of connectable indoor units	Minimum capacity index	Maximum capacity index	Capacity steps
RXYHQ12P8	RXYHQ12P8	1	*	19	150	390	*
RXYHQ16P8	RXYQ8P8 + RXYQ8P8	2	*	26	200	520	*
RXYHQ18P8	RXYQ8P8 + RXYQ10P	2	*	29	225	585	*
RXYHQ20P8	RXYQ8P8 + RXYHQ12P8	2	*	32	250	650	*
RXYHQ22P8	RXYQ10P + RXYHQ12P8	2	*	35	275	715	*
RXYHQ24P8	RXYQ8P8 + RXYQ8P8 + RXYQ8P8	3	*	39	300	780	*
RXYHQ26P8	RXYQ8P8 + RXYQ8P8 + RXYQ10P	3	*	42	325	845	*
RXYHQ28P8	RXYQ8P8 + RXYQ10P + RXYQ10P	3	*	45	350	910	*
RXYHQ30P8	RXYQ8P8 + RXYQ10P + RXYHQ12P8	3	*	49	375	975	*
RXYHQ32P8	RXYQ8P8 + RXYHQ12P8 + RXYHQ12P8	3	*	52	400	1.040	*
RXYHQ34P8	RXYQ10P + RXYHQ12P8 + RXYHQ12P8	3	*	55	425	1105	*
RXYHQ36P8	RXYHQ12P8 + RXYHQ12P8 + RXYHQ12P8	3	*	58	450	1.170	*

2 - 2 - 3 VRV® III-C Heat pump optimized for heating

VRV® III heat pump	Fixed combinations	N° of outdoors	N° of compressors	N° of connectable indoor units	Minimum capacity index	Maximum capacity index	Capacity steps
RTSYQ10P	RTSQ10P + BTSQ20P	1 + function unit	2+1	16	125	325	*
RTSYQ14P	RTSQ14P + BTSQ20P	1 + function unit	3+1	22	175	455	*
RTSYQ16P	RTSQ16P + BTSQ20P	1 + function unit	3+1	26	200	520	*
RTSYQ20P	RTSQ8P + RTSQ12P + BTSQ20P	2 + function unit	3+1	32	250	650	*

2 Possible outdoor units using R-410A

2 - 2 - 4 VRV®III-S

VRVIII-S	N° of outdoors	N° of compressors	N° of connectable indoor units	Minimum capacity index	Maximum capacity index	Capacity steps
RXYSQ4PAV/RXYSQ4PAY	1	1	6	50	130	31
RXYSQ5PAV/RXYSQ5PAY	1	1	8	62.5	162.5	31
RXYSQ6PAV/RXYSQ6PAY	1	1	9	70	182	31

2 - 2 - 5 VRV® heat pump with connection to stylish indoor units

VRV® III heat pump	N° of outdoors	N° of compressors	N° of connectable indoor units	Minimum capacity index	Maximum capacity index	Capacity steps
RXYQ8PR	1	1	13	100	260	24
RXYQ10PR	1	2	16	125	325	37
RXYQ12PR	1	2	19	150	390	37
RXYQ14PR	1	3	23	175	455	51
RXYQ16PR	1	3	26	200	520	51
RXYQ18PR	1	3	29	225	585	55

* For more information on this product, please refer to your local dealer.

2 - 3 Replacement VRV®

Replacement VRV® - Heat recovery	Fixed combinations	N° of outdoors	N° of compressors	N° of connectable indoor units	Minimum capacity index	Maximum capacity index	Capacity steps
RQCEQ280P	RQCEQ140P + RQCEQ140P	2	2	16	14	36.4	*
RQCEQ360P	RQCEQ180P + RQCEQ180P	2	2	20	18	46.2	*
RQCEQ460P	RQCEQ140P + RQCEQ140P + RQCEQ180P	3	3	26	23	59.8	*
RQCEQ500P	RQCEQ140P + RQCEQ180P + RQCEQ180P	3	3	29	25	65	*
RQCEQ540P	RQCEQ180P + RQCEQ180P + RQCEQ180P	3	3	33	27	70.2	*
RQCEQ636P	RQCEQ212P + RQCEQ212P + RQCEQ212P	3	3	36	31.8	82.7	*
RQCEQ712P	RQCEQ140P + RQCEQ180P + RQCEQ180P + RQCEQ212P	4	4	40	35.6	92.6	*
RQCEQ744P	RQCEQ140P + RQCEQ180P + RQCEQ212P + RQCEQ212P	4	4	43	37.2	96.7	*
RQCEQ816P	RQCEQ180P + RQCEQ212P + RQCEQ212P + RQCEQ212P	4	4	47	40.8	106	*
RQCEQ848P	RQCEQ212P + RQCEQ212P + RQCEQ212P + RQCEQ212P	4	4	50	42.4	110	*

Replacement VRV® - Heat pump	Fixed combinations	N° of outdoors	N° of compressors	N° of connectable indoor units	Minimum capacity index	Maximum capacity index	Capacity steps
RQYQ140P	RQYQ140P	1	1	8	7	18.2	*
RQYQ180P	RQYQ180P	1	1	10	9	23.4	*
RQCYQ280P	RQYQ140P + RQYQ140P	2	2	16	14	36.4	*
RQCYQ360P	RQYQ180P + RQYQ180P	2	2	20	18	46.2	*
RQCYQ460P	RQYQ140P + RQYQ140P + RQYQ180P	3	3	26	23	59.8	*
RQCYQ500P	RQYQ140P + RQYQ180P + RQYQ180P	3	3	29	25	65	*
RQCYQ540P	RQYQ180P + RQYQ180P + RQYQ180P	3	3	33	27	70.2	*
RQYP615A	RQYP280A + RQYP335A	2	4	36	30.8	80	*
RQYP680A	RQYP280A + RQYP400A	2	5	40	34	88.4	*
RQYP730A	RQYP280A + RQYP450A	2	5	43	36.5	94.9	*
RQYP785A	RQYP335A + RQYP450A	2	5	46	39.3	102	*
RQYP850A	RQYP400A + RQYP450A	2	6	48	42.5	111	*

2 Possible outdoor units using R-410A

2 - 4 VRV®-WIII

2 - 4 - 1 Standard series

VRV®-WIII heat pump	VRV®-WIII heat recovery	Fixed combinations	N° of outdoors	N° of compressors	N° of connectable indoor units	Minimum capacity index	Maximum capacity index	Capacity steps
RWEYQ8P		RWEYQ8P	1	1	13	100	260	*
RWEYQ10P		RWEYQ10P	1	1	16	125	325	*
RWEYQ16P		RWEYQ8P + RWEYQ8P	2	2	26	200	520	*
RWEYQ18P		RWEYQ8P + RWEYQ10P	2	2	29	225	585	*
RWEYQ20P		RWEYQ10P + RWEYQ10P	2	2	32	250	650	*
RWEYQ24P		RWEYQ8P + RWEYQ8P + RWEYQ8P	3	3	36	300	780	*
RWEYQ26P		RWEYQ8P + RWEYQ8P + RWEYQ10P	3	3	36	325	845	*
RWEYQ28P		RWEYQ8P + RWEYQ10P + RWEYQ10P	3	3	36	350	910	*
RWEYQ30P		RWEYQ10P + RWEYQ10P + RWEYQ10P	3	3	36	375	975	*

2 - 4 - 2 Geothermal series

VRV®-WIII heat pump	VRV®-WIII heat recovery	Fixed combinations	N° of outdoors	N° of compressors	N° of connectable indoor units	Minimum capacity index	Maximum capacity index	Capacity steps
RWEYQ8PR		RWEYQ8PR	1	1	13	100	260	*
RWEYQ10PR		RWEYQ10PR	1	1	16	125	325	*

2 - 5 Indoor unit capacity index

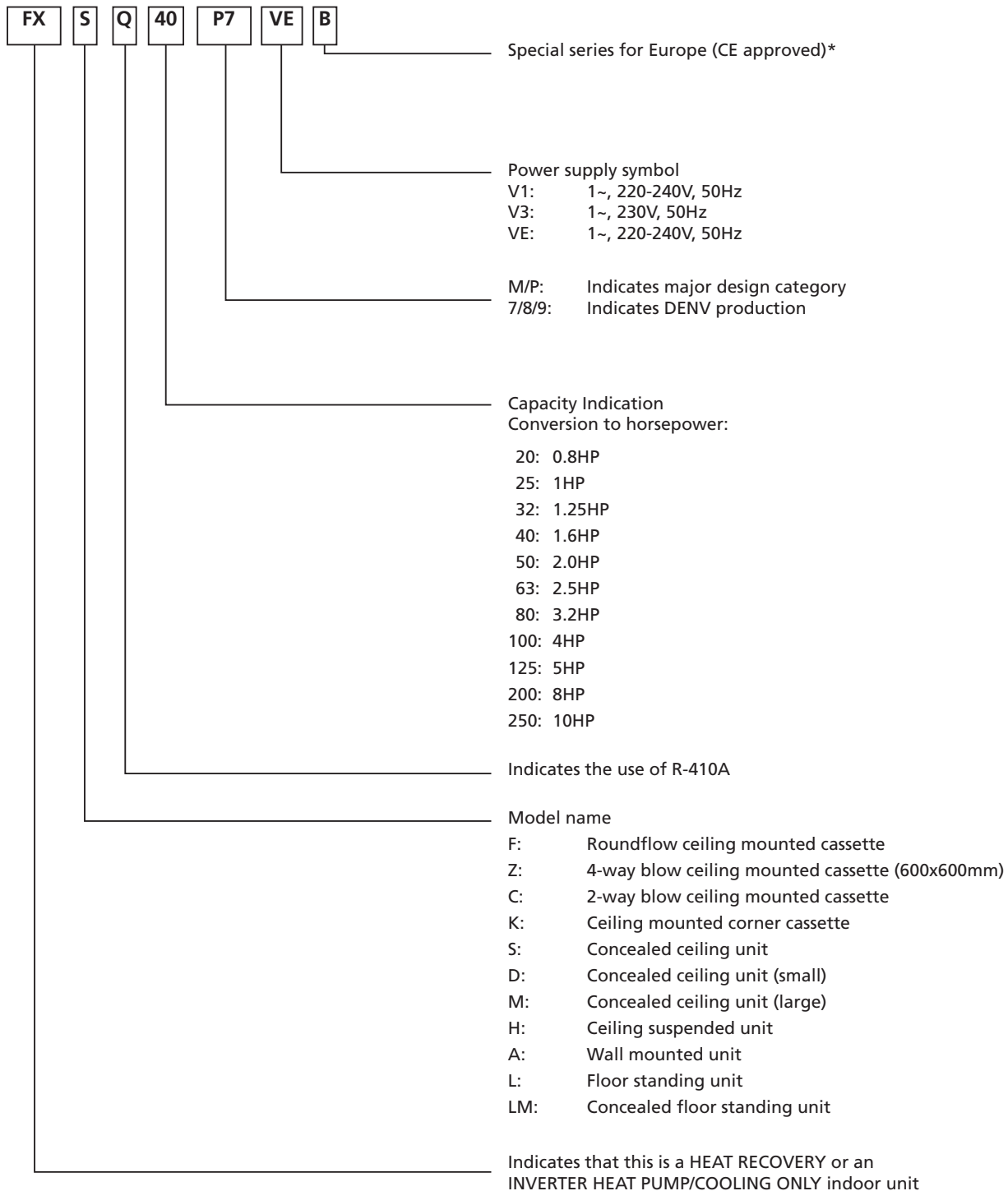
Model	20	25	32	40	50	63	71	80	100	125	200	250
Capacity index	20	25	31.25	40	50	62.5	71	80	100	125	200	250

NOTE

- 1 e.g. Selected indoor units: FXCQ25 + FXFQ100 + FXMQ200 + FXSQ40
 Connection ratio: 25 + 100 + 200 + 40 = 365
 → Possible outdoor unit: REYQ12P8

3 Nomenclature

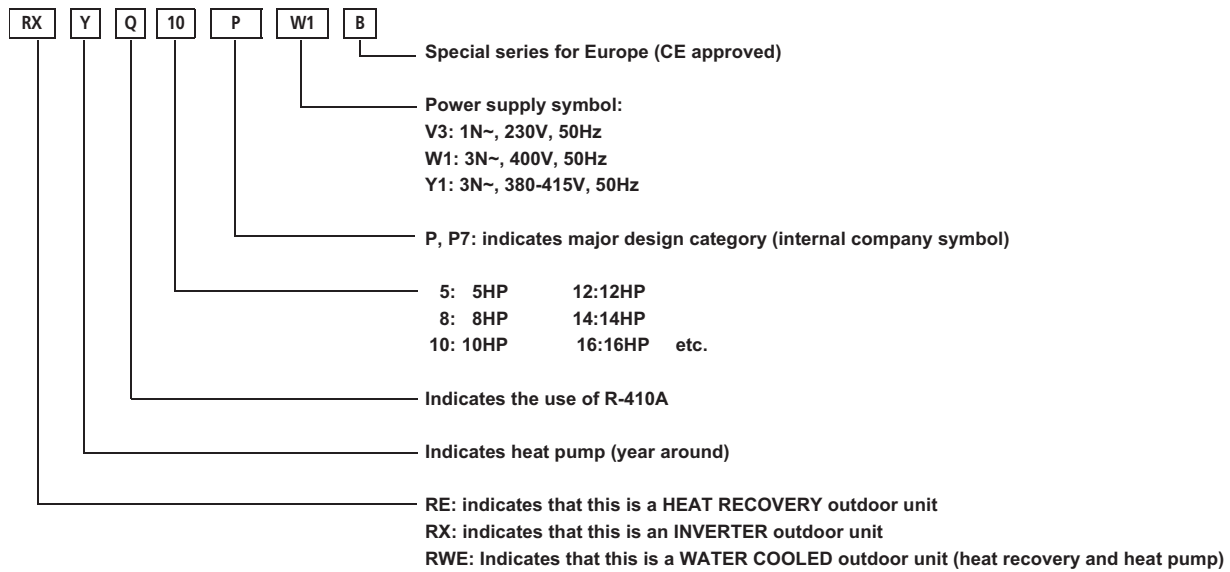
3 - 1 Indoor units



* B is not mandatory for indoor units

3 Nomenclature

3 - 2 Outdoor units



In all of us,
a green heart

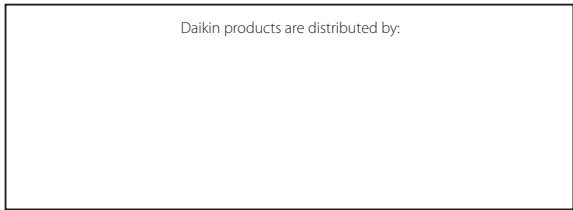


Daikin's unique position as a manufacturer of air conditioning equipment, compressors and refrigerants has led to its close involvement in environmental issues. For several years Daikin has had the intention to become a leader in the provision of products that have limited impact on the environment. This challenge demands the eco design and development of a wide range of products and an energy management system, resulting in energy conservation and a reduction of waste.



The present publication is drawn up by way of information only and does not constitute an offer binding upon Daikin Europe N.V. Daikin Europe N.V. has compiled the content of this publication to the best of its knowledge. No express or implied warranty is given for the completeness, accuracy, reliability or fitness for particular purpose of its content and the products and services presented therein. Specifications are subject to change without prior notice. Daikin Europe N.V. explicitly rejects any liability for any direct or indirect damage, in the broadest sense, arising from or related to the use and/or interpretation of this publication. All content is copyrighted by Daikin Europe N.V.

Daikin products are distributed by:



VRV® products are not within the scope of the Eurovent certification programme.



DEN10-200 - 05/10 • Copyright Daikin
The present publication supersedes EEDEN09-200
prepared in Belgium by Lamoo (www.lamooprint.be), a company whose concern
for the environment is set in the EMAS and ISO 14001 systems.
Responsible Editor: Daikin Europe N.V., Zandvoordestraat 300, B-8400 Oostende